



NT600C MANUAL

HI-END CAR LOUDSPEAKER SYSTEM



NT600C

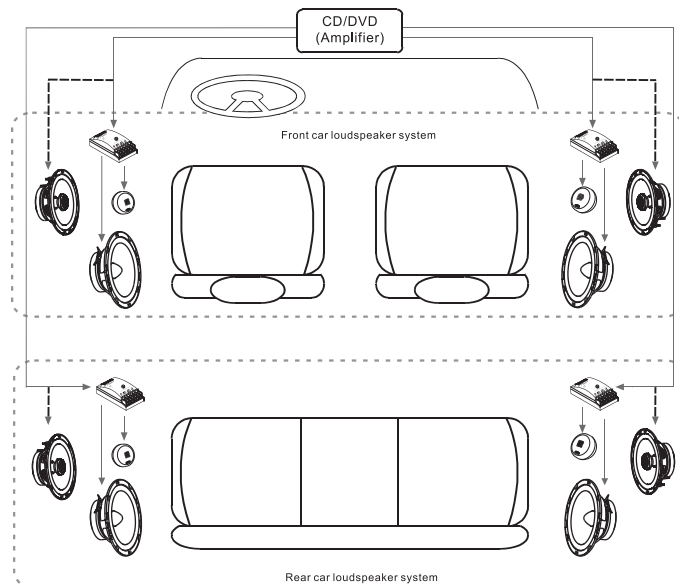
Thank you for your purchase of HiVi Car-Audio Speaker Systems. Please read the following installation and operation guidelines carefully to ensure many years enjoyment of car audio speaker system. All HiVi Speaker Systems products should be set-up and installed by authorized and licensed technicians.

Though this manual narrates the installation, it didn't show the remove of car. If you got no experience of this, please don't set up by yourself, you can inquire at the experienced car service office.

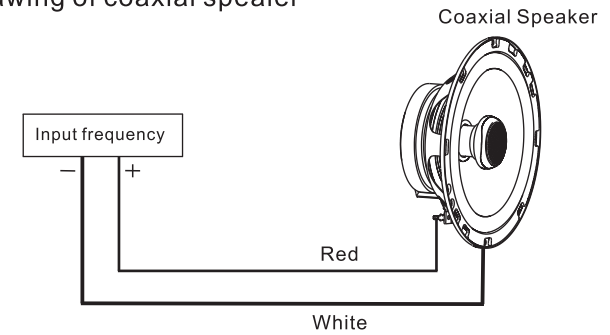
Please note your car is on flameout situation!

1、Circuit diagram

Please connect according to the following circuit diagram

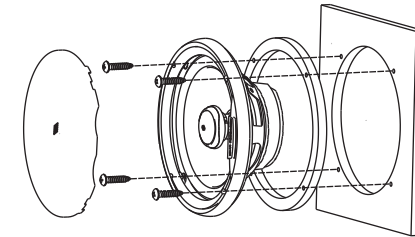


2、The drawing of coaxial speaker



3、Option

- 1、According the demand then stick the airproof mat on the place of Installation.
- 2、According the opening hole template then open the speaker hole and the snail intallation hole in suitable place.
- 3、If the depth is not enough, can use some mats on the place of installation then can add some depth.
- 4、Instal the net on the speaker as drawing.



4、Specification

Model	NT600C
Diameter	6.5" coaxial
Woofer	6.5" middle low sound
Tweeter	3/4" soft dome tweeter
Sensitivity	89dB
Frequency Response	60-20KHz
Max Power	100W
Power Handling	50W
Rating Impedance	4Ω
Installation Size	Φ 156.5
Hole Size	Φ 144
Installation Depth	>65
Net size	Φ 172.5x22

HI-END CAR LOUDSPEAKER SYSTEM(www.hivi.com)

Because of the design change, the illustration may not conform to the practicality. We will not inform again!



NT600C MANUAL

惠威车用扬声器系统



NT600C

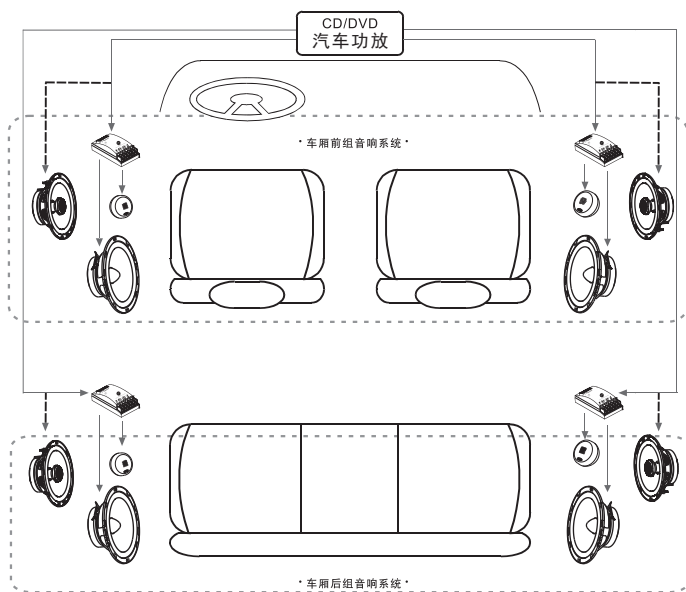
欢迎您选购惠威车用扬声器系统。为了便于您的安装及使用，我们编写本手册。请务必在安装之前，仔细阅读并清楚了解安装程序及注意事项。依据不同型号的扬声器系统，采用不同的安装方式。

虽然这本手册说明了安装的方式，但是对于汽车拆装并没有作说明。假如您没有此方面的经验，请不要自行安装，您可以去有经验的汽车服务处进行咨询。

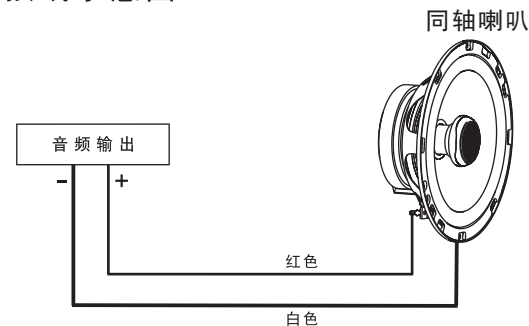
请特别注意您的汽车处于熄火状态!

一、线路图

请按照以下线路图连接

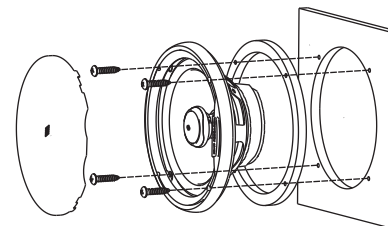


二、同轴喇叭接线示意图



三、安装方法

- 1、依实际需要将密封垫片粘于喇叭的安装位。
- 2、将装饰网的网拆除。螺丝穿过装饰网塑料件及喇叭安装孔将喇叭锁紧。
- 3、当安装深度不够时，可以在喇叭的安装位加一垫圈以增加安装深度。
- 4、将网按图示装于喇叭上。



四、规格

型 号	NT600C
口 径	6.5" 同轴
中 低 音	6.5" 中低音
高 音	3/4" 软球顶高音
灵 敏 度	89dB
频率响应	60-20KHz
最大功率	100W
额定功率	50W
额定阻抗	4 Ω
安装尺寸	Φ156.5
开孔尺寸	Φ144
安装深度	>65
网罩尺寸	Φ172.5x22

惠威车用扬声器系统 (www.hivi.com)
因设计变更等原因，所示资料可能与实物不符，恕不另行通知